




KLINGERSIL® C-4430plus - premium gasket material providing industry-leading stress relaxation and outstanding chemical resistance.

Characterized by synthetic fibers bonded with NBR, this premium gasket material provides industry-leading stress relaxation and outstanding resistance to hot water and steam at higher temperatures. Operators also value it for its tried and proven resistance to oils, hydrocarbons, gases, salt solutions, fuels, alcohols, lubricants, refrigerants as well as to moderate organic and inorganic acids.



Basis composition	Optimum combination of synthetic fibers bonded with NBR.
Color	Red / White
Certificates	BAM-tested, DIN-DVGW, DIN-DVGW W 270, Elastomer-Guideline, WRAS approval, TA-Luft (Clean air), Fire-Safe acc. to DIN EN ISO 10497

Sheet size	1000 x 1500 mm, 2000 x 1500 mm
Thickness	0.5 mm, 1.0 mm, 1.5 mm, 2.0 mm, 3.0 mm
Tolerances	Thickness according to DIN 28091-1 Length: ± 50 mm Width: ± 50 mm

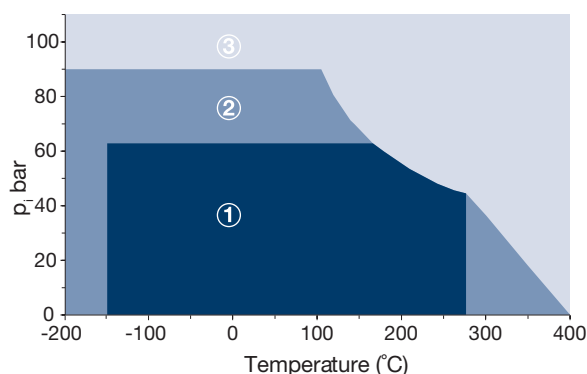
Industry

General industry / Chemical / Oil & Gas / Energy / Infrastructure / Pulp & Paper / Marine / Automotive / Food & Beverage

TECHNICAL DATA - Typical values for a thickness of 2.0 mm

Compressibility	ASTM F 36 J	%	9
Recovery	ASTM F 36 J	%	55
Stress relaxation DIN 52913	50 MPa, 16 h/175°C	MPa	39
	50 MPa, 16 h/300°C	MPa	35
Stress relaxation BS 7531	40 MPa, 16 h/300°C	MPa	31
	thickness decrease at 23°C	%	8
KLINGER cold/hot compression 50 MPa	thickness decrease at 300°C	%	11
	DIN 28090-2	mg/(s x m)	0.05
Tightness	VDI 2440	mbar x l/(s x m)	2.9E-06
Specific leakrate	oil IRM 903: 5 h/150°C	%	3
	fuel B: 5 h/23°C	%	5
Thickness increase after fluid immersion ASTM F 146			
Density		g/cm³	1.8
Average surface resistance	ρO	Ω	4.1x10E13
Average specific volume resistance	ρD	Ω cm	4.5x10E12
Average dielectric strength	Ed	kV/mm	21.3
Average power factor	50 Hz	tan δ	0.03
Average dielectric coefficient	50 Hz	εr	6.7
Thermal conductivity	λ	W/mK	0.38
Classification acc. to BS 7531:2006	Grade AX		
ASME-Code sealing factors for gasket thickness 2.0 mm	tightness class 0.1mg/s x m	MPa	y 20
			m 1.6

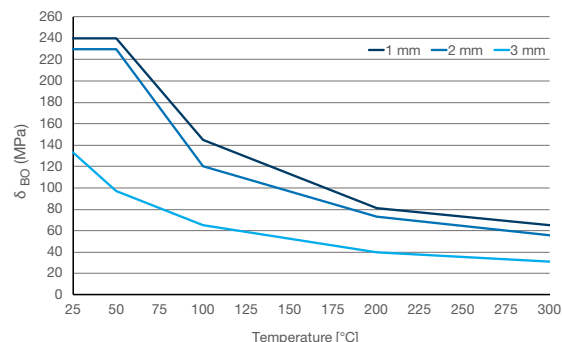
P-T diagram - thickness 2.0 mm



The area of the P-T diagram

- ① In area one, the gasket material is normally suitable subject to chemical compatibility.
 - ② In area two, the gasket material may be suitable but a technical evaluation is recommended.
 - ③ In area three, do not install the gasket without a technical evaluation.
- Always refer to the chemical resistance of the gasket to the media.

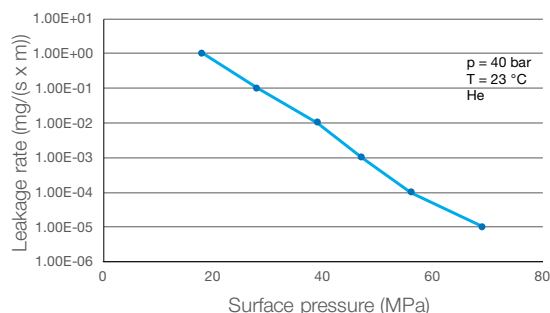
Sigma BO



Maximum surface pressure in operating conditions of Sigma BO

This diagram shows the maximum surface pressure in MPa with which the sealing material may be loaded, depending on the operating temperature. The characteristic curves apply to the specified sealing thicknesses. In contrast to Qsmax according to EN 13555, the surface pressures specified here are based on a maximum permissible reduction in thickness.

Tightness performance



The tightness performance graph

The graph shows the required stress at assembling to seal a certain tightness class. The determination of the graph is based on EN13555 test procedure which applies 40bar Helium at room temperature. The sloping curve indicates the ability of the gasket to increase tightness with raising gasket stress.

Chemical resistance chart

Simplified overview of the chemical resistance depending on the most important groups of raw materials:

KLINGERSIL® C-4430plus						A: small or no attack		B: weak till moderate attack		C: strong attack	
Paraffinic hydrocarbon	Motor fuel	Aromates	Chlorinated hydrocarbon fluids	Motor oil	Mineral lubricants	Alcohol	Ketone	Ester	Water	Acid (diluted)	Base (diluted)
A	B	C	C	A	B	A	C	C	A	A	A

For more information on chemical resistance please visit www.klinger.in

All information is based on years of experience in production and operation of sealing elements. However, in view of the wide variety of possible installation and operating conditions one cannot draw final conclusions in all application cases regarding the behaviour in gasket joint. The data may not, therefore, be used to support any warranty claims. This edition cancels all previous issues. Subject to change without notice.

Certified acc. to DIN EN ISO 9001:2015 Subject to technical alterations.
KLINGER Industrial Products India Pvt. Ltd. #6 Tarana, 1st Floor, GoodEarth Malhar, Kambipura, Kengeri, Bengaluru 560074, Karnataka, India. Tel +91 8618523021 / +91 80 2990 9572 / e-mail: info@klinger.in

www.klinger.in

